



Connecting Point

**A Guide to Children's Ministries
for Parents**

**Cypress Wesleyan Church
P.O. Box 360 ~ 377 Alton Darby Creek Rd.
Galloway, OH 43119
Phone: 614-878-8192 ~ web: www.cypressonline.net**



1

Why We Do What We Do

Our mission is :

Connecting Children to God by . . .

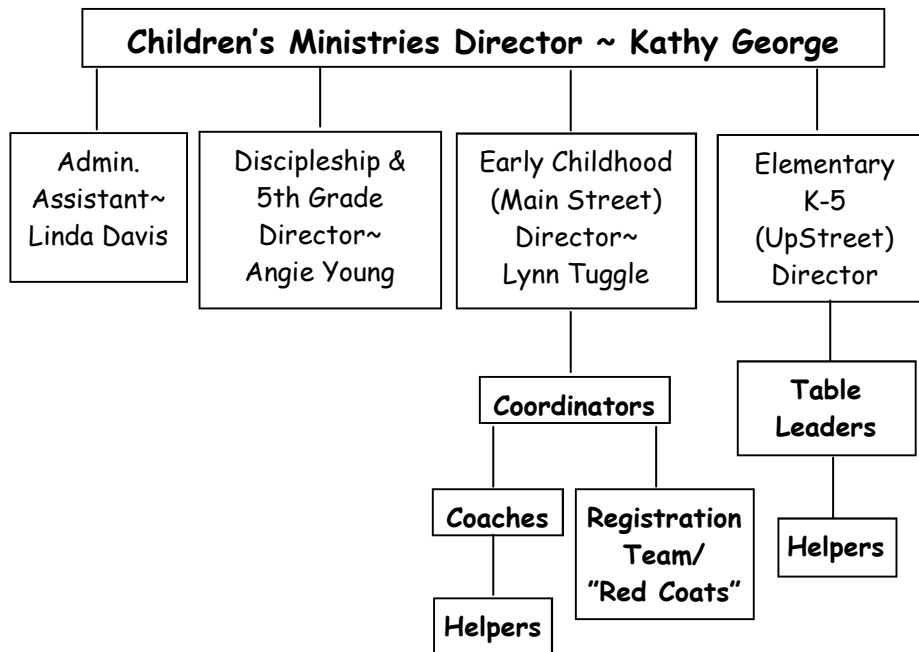
Strengthening your family's
spiritual foundation.

Partnering with you to guide your
child into a personal relationship
with Jesus Christ.

Equipping your child with the tools
needed to become a devoted
follower of Christ.



2 Ministry Leadership



Coordinators ~ oversee the scheduling and training of volunteers

Registration Team/"Red Coats" ~ assist with check-in procedure, escorting to classrooms, and answering general questions

Coaches ~ commit to oversee a service each week (one per class)

Table Leaders ~ lead a group of 10 children in the weekly lesson

Helpers ~ assist with check-in, implementing the weekly lesson, and bathroom breaks



3 Serving

Cypress Wesleyan Church emphasizes a strategy called "Reach - Grow - Serve", which is a means of connecting more people with God and one another. Serving fulfills two important purposes:

- ♥ Personal Spiritual Development (God's work **IN** me)
- ♥ Kingdom Expansion (God's work **THROUGH** me)

From the "God's Work **IN Me" standpoint:**

- ♥ it is important for you to see what your kids are experiencing
- ♥ you will be better equipped to guide your child into a personal relationship with Jesus
- ♥ you will form great friendships and feel connected to others

From the "God's Work **THROUGH Me" standpoint:**

- ♥ our children's ministry would not be possible without the time and talents of our valuable volunteers
- ♥ it takes many to ensure safe and adequate supervision of children during services

Many activities that children participate in outside of church (or soon will), like soccer or tee-ball requires parents to volunteer their time. Like these other activities, we expect that you, as the parents, will participate in some way in Cypress Children's Ministries. **Please take a moment to look over the chart in Section 2 to see where you can make a difference.** We ask that a volunteer serve at least 1 service per month.




4 Security

Today, you will have your photograph taken for a permanent identification badge for each of your children. This permanent tag will have your child's name, birth date, and a permanent paging number. You will keep this tag and attach it to your child each week before entering the classroom. Should we need you during the service, we will place the paging number on the displays located on the wall to either side of the stage.

Should you forget your child's permanent badge, you will need to stop by the Jellybean Desk to obtain a temporary one before your child enters the classroom.

Please note: we will not release children to a sibling or another relative. Children are only released to the one of the adults pictured on their tag, or to the adult who has the matching temporary tag.





5 Class Programming

Main Street

(Infant - 5 year olds)

We are using *Elevate Jr.* curriculum. Before the children move on to UpStreet (K-5 programming), we want them to know:

God Made Me!

God Loves Me!

Jesus wants to be my Forever Friend!

UP Street

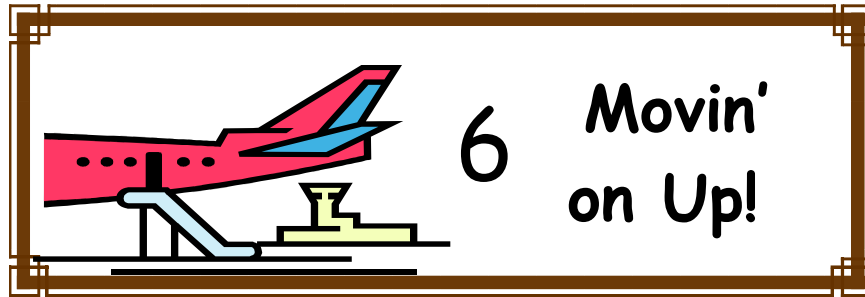
(K - 5th Grade)

We are currently using *252 Basics* curriculum. Before our elementary kids move on to the Middle School Student Ministries, we want them to know:

I need to make the wise choice.


I can trust God no matter what.

I will treat others the way I want to be treated.



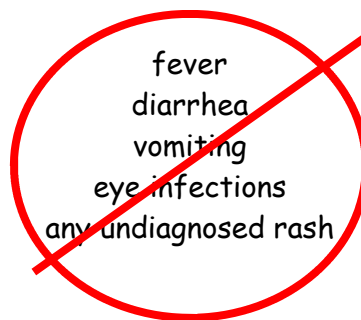
PROMOTIONS

- ♥ Promotions in the early childhood area take place on a quarterly basis.
- ♥ Once your child is on our class rosters (having received a permanent photo ID badge), you will be notified by mail of the appropriate promotion date.
- ♥ Elementary age kids are promoted once a year.





7 Policy for Well Children



Children who show visible signs of illness will not be allowed into a children's ministries' classroom. Please be assured that we want your child to fully participate in ministry activities as soon as he/she is feeling better.

If an illness is discovered after a child is in the classroom, we will remove the child from the other children and you will be paged.

Children should be free from any of the above symptoms for at least 24 hours before bringing them to the children's area.

If a child becomes ill or is injured while in our care, we will page you, complete an Injury and Illness Report, and have you sign the form.



8 Keeping It Clean

Cleanliness

- ♥ Toys are cleaned after each service.
- ♥ Toys are either cleaned with disinfectant wipes or placed in the sink and sprayed thoroughly with disinfectant and rinsed .
- ♥ Large toys and surfaces that cannot be placed in the sink (table tops, swings, etc.) are sprayed with cleaning solution and then dried with paper towels.





Following are some general guidelines we have established as a team to ensure safety and to offer parents and caregivers peace of mind.

Diaper Changing Policy

We follow these procedures for safety and to reduce the spread of infectious diseases. We make sure that a diaper is changed as soon as we notice it is wet or soiled. All children will be changed in a visible area, such as the changing table in Room 232.

Diaper Changing Procedure

1. Wash hands with soap and water.
2. Put a clean disposable changing cover on top of changing station.
3. Put on disposable gloves.
4. Change diaper and fold the removed diaper inward to cover soiled material.
5. Clean the child's skin with baby wipes.
6. Put on clean diaper.
7. Throw away diaper, disposable gloves, and disposable changing pad in lined trash can.
8. Clean changing cushion with disinfectant.
9. Wash hands with soap and water.

These instructions are posted by the changing table in room 232.

9 Pampers to Potty continued...

Restroom Policy

We try to have scheduled restroom breaks to avoid spontaneous interruptions throughout the class time, however we do realize that a child may have to go to the restroom outside of these scheduled times.

- All children are accompanied to the restroom by one of the adults in the room.
- If the child only needs supervision, the adult will stand in the entrance to the restroom.
- If the child needs direct assistance, the adult will leave the stall door open and enter the bathroom to assist as needed.



We offer the following suggestions to you in order to make your child's stay in our Children's Ministry as pleasant and safe as possible.

Suggested Diaper Bag Contents

- ♥ 1 or 2 bottles or sippy cups as needed (permanently labeled with the child's full name). We only allow water in sippy cups. Only infants should have milk products sent to church.
- ♥ Disposable diapers and wipes
- ♥ Pacifier (clip on type or labeled with name)
- ♥ Change of clothes

What Not To Bring (all ages)

- ♥ Medicine of any kind
- ♥ Toys from home
- ♥ Food or drink
- ♥ Gum

Helpful Hint:

Please take your child to the restroom **before** dropping your child off in his/her classroom.

